



FUSION FLEX 12

USER MANUAL

www.sunslice-solar.com

I. INTRODUCTION

Thank you for your purchase. We hope you will have a great experience using the Sunslice Fusion Flex.




The Fusion Flex has been developed by Sunslice, a Belgian company created by 2 young engineers, with the ultimate goal to give people access to energy everywhere.

This solar charger, with an ideal solar charging speed for travellers is extremely practical and can be carried with you everywhere to make you enjoy the sun twice as much.

This manual contains important safety and product care information, as well as step-by-step instructions for using your Fusion. To get the greatest benefit from your purchase, we recommend you read the manual thoroughly, and keep it in a safe place in case you need to refer to it later.

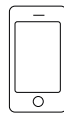
Geoffroy & Henri

IN THE BOX

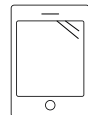


Fusion Flex 12

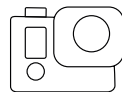
COMPATIBLE WITH



SMARTPHONE



TABLET



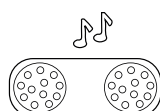
GoPro



GPS



CAMERA



RADIO




USB

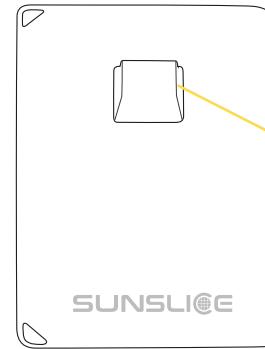
II. PRODUCT OVERVIEW

12 Watts
Solar power

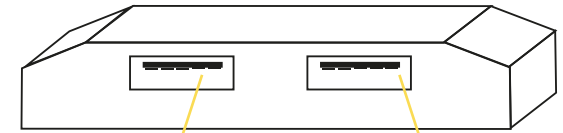
Attachment
points



CIGS
Flexible
Solar Technology



USB Interface



5V/2.4A

5V/2.4A

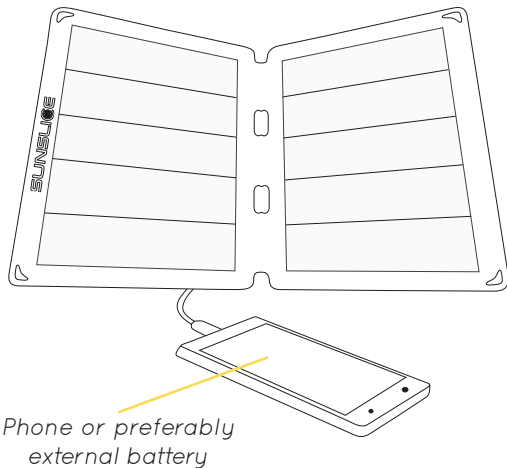
Total Max 2.4A

IV. SPECIFICATIONS

SOLAR OUTPUT	12 WATTS
SOLAR TECHNOLOGY	High Efficiency Flexible CIGS
USB OUTPUT	2 x USB Output 5V / 2.4A Total Max
WEIGHT	270g
DIMENSIONS	Closed : 308 x 196 x 2.5 mm Open : 308 x 387 x 1 mm
CHARGING STATUS	LED Indicator


V. CHARGING IN THE SUN

The Fusion Flex charges with the energy of the sun. Unfold the solar charger and put it in the sun.



Connect your device to the Fusion at its backside with a USB-cable. The device will start charging immediately.

The connected device should ideally be an external battery. Connecting your phone to the Fusion directly is also possible but may reduce its performance.



VI. INCREASE THE SUNSLICE EXPERIENCE

- Incline the Fusion Flex in the right direction to receive as much sunlight as possible. It is best to place the panels perpendicular to the sun in order to maximise its performances.
- Choose a well illuminated spot, don't shade any of the panels and try to expose them to the same light. Placing the panels behind a window reduces the solar performance.
- Placing and carrying the Fusion Flex on a backpack is a practical way to charge it on the move. However, the Fusion Flex charges best when it is left static and well exposed.
- Different phone models and devices (e.g. for smartphones : One Plus, iPhone, Huawei, etc.) react differently to charging depending on their own electronic characteristics. Charging time and performance may thus vary accordingly.

VII. KEY FEATURES

- 12 WATTS SOLAR POWER
- LED CHARGING INDICATOR
- PORTABLE AND LIGHTWEIGHT
- SCRATCH - RESISTANT
- FLEXIBLE AND UNBREAKABLE
- SHOCK - RESISTANT
- INNOVATIVE DESIGN
- WATER - RESISTANT

VIII. OUR WARRANTIES

PREMIUM QUALITY

We select the finest materials to insure a high quality and durability for all of our products.

PROTECTION CIRCUIT

The Sunslice Fusion Flex is equipped with a voltage stabilising circuit to avoid damaging your devices.

2 YEARS WARRANTY

The Fusion Flex has a 2 years warranty. In case something goes wrong, please contact us directly by email at :

service@sunslice-solar.com

Before contacting us, please have a look at our FAQ at :

www.sunslice-solar.com/apps/help-center



IX. PRECAUTIONS

- Do not puncture, throw, drop or modify your Sunslice Fusion Flex.
- Do not crack the solar panels by bending the panel to much.
- Do not leave the Fusion Flex out in the rain, keep away from water. Do not expose the Fusion Flex to fire or excessive heat.
- Avoid charging your phone directly from the Fusion Flex. Please first charge a powerbank with the Fusion Flex and then charge your phone with the powerbank.
- Keep the USB-ports free from dust, lint, etc that may prevent proper connections.
- Do not use excessive force when fixing the Fusion Flex and when connecting USB-cables to the USB-ports.
- Do not disassemble the charger or change its structure in any way.
- Stop using the Fusion Flex if it generates unusual smell, heating, distortion or any other abnormality.
- Keep away from children.

You are welcome on our website to learn more about our products.

www.sunslice-solar.com

Sunslice SRL
Chemin du Cyclotron 6,
1348 Louvain-la-Neuve, Belgium