

GRAVITY 100

USER MANUAL

www.sunslice-solar.com

I. INTRODUCTION

Thank you for your purchase. We hope you will have a great experience using the Sunslice Gravity.



The Gravity has been developed with the ultimate goal to give people access to energy everywhere.

Travellers, but also users in their daily life, will have a great use of this laptop powerbank as it finally makes it possible for the user to carry a compact and light storage system to charge laptops and many other USB devices at any time and everywhere. With 3 USB outputs and a 100W total power, the Gravity is a very handy powerbank for outdoor and daily life.


This manual contains important safety and product care information, as well as step-by-step instructions for using your Gravity powerbank. To get the greatest benefit from your purchase, we recommend you read the manual thoroughly, and keep it in a safe place in case you need to refer to it later.

Geoffroy & Henri

IN THE BOX

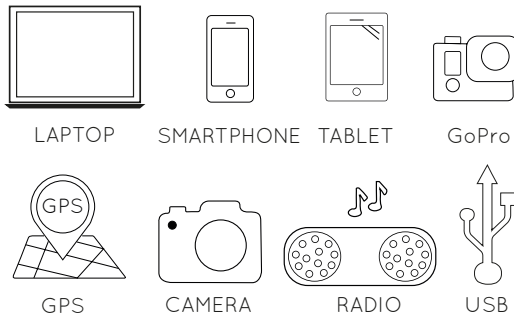


Gravity 100

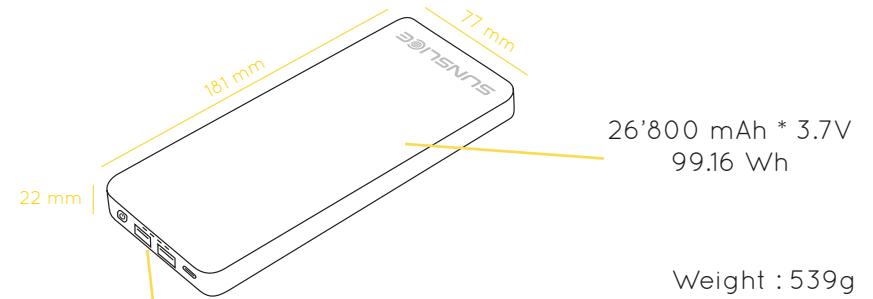


USB-C to USB-C Cable

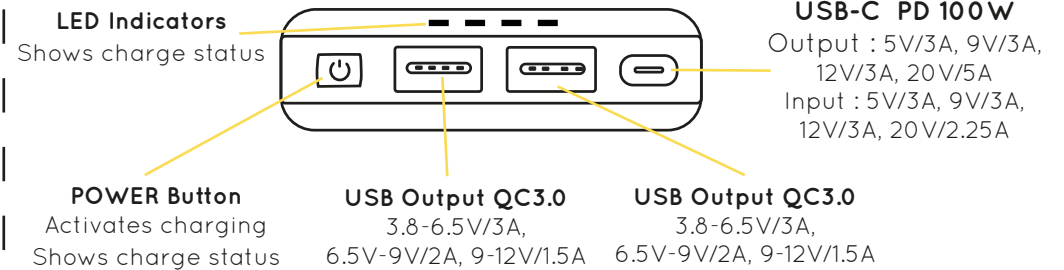
COMPATIBLE WITH



II. PRODUCT OVERVIEW



BATTERY INTERFACE



III. KEY FEATURES

- 26'800 mAh (3.7V)/99.16 Wh POWERBANK
- USB-C PD OUTPUT 100W
- USB-C PD INPUT 45W
- 2xUSB QUALCOMM 3.0
- COMPACT SIZE
- CHARGES LAPTOPS
- ROBUST DESIGN
- 539g

IV. SPECIFICATIONS

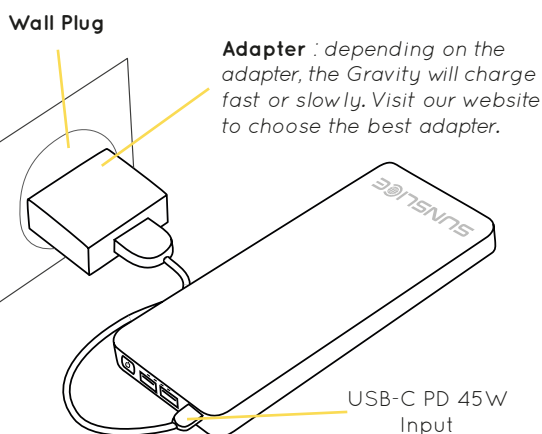
CAPACITY	26'800 mAh (3.7V) / 99.16 Wh
BATTERY OUTPUT	5V/3A, 9V/3A, 12V/3A, 20V/5A - <u>USB-C PD</u>
TOTAL 100W MAX	3.8-6.5V/3A, 6.5V-9V/2A, 9-12V/1.5A - <u>USB QC3.0</u>
BATTERY INPUT	5V/3A, 9V/3A, 12V/3A, 20V/2.25A - <u>USB-C PD</u>
TOTAL 45W MAX	3.8-6.5V/3A, 6.5V-9V/2A, 9-12V/1.5A - <u>USB QC3.0</u>
WEIGHT	539g
DIMENSIONS	181 x 77 x 22 mm
CHARGE STATUS	4 LED indicators

V. AIRPORT PROOF

The Sunslace Gravity 100 is airport proof as it has a 99.16 Wh capacity, which is under the maximum 100 Wh capacity allowed on a plane. Please note that the Gravity must be carried in the cabin only.

VI. CHARGE THE GRAVITY

USB-C Input FAST CHARGING



USB-C PD input of the Gravity allows PD quick charge. To do so, the used adapter must provide PD charging features. To be sure, please refer to its user manual. Visit our website to find a adequate adapter.

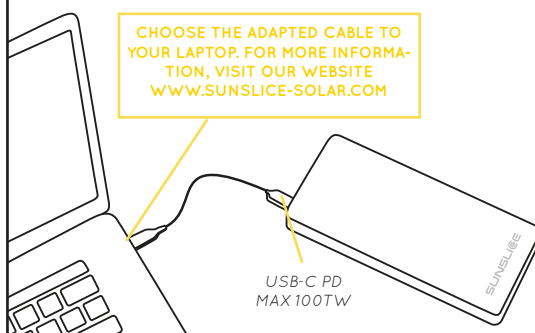
***When charging the Gravity with a powerbank (or with another device integrating storage capacity), and using a USB-C to USB-C cable, please consider that there is no way to define upfront which device will be the leader (charger) or the follower (charged device).

VII. CHARGE YOUR DEVICE

Charge your Laptop

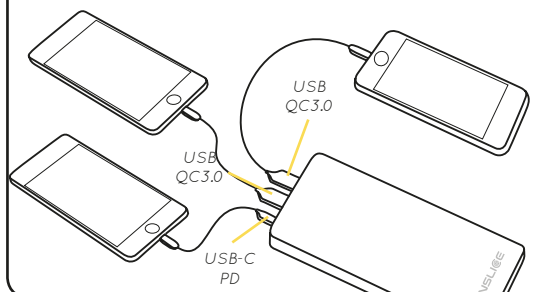
To charge your laptop, use an adapted USB-C to USB-C cable and connect it to the USB-C PD output of the Gravity and to the USB-C input of your laptop.

***Please note the Gravity can also charge other laptops with an adapted cable. To choose the right cable, please visit our website.



Charge USB Devices

To charge other USB devices requiring a 5V, 9V or 12V input, you can also use the 2 green USB ports, equipped with QC3.0 Qualcomm Quick-Charge technology. The Gravity will communicate with your device to adapt its tension and current output. Please be aware that not all USB cables allow 9V and 12V tension. Please refer to their user manual to be sure.



VIII. OUR WARRANTIES

PREMIUM QUALITY

We select the finest materials to insure a high quality and durability for all of our products.

PROTECTION CIRCUIT

The Sunslace Gravity is equipped with a voltage stabilising circuit to avoid damaging your devices.

2 YEARS WARRANTY

The Gravity has a 2 year warranty. In case something goes wrong, please contact us directly by email at :

service@sunslace-solar.com

Before contacting us, please have a look at our FAQ at :

www.sunslace-solar.com/apps/help-center



IX. PRECAUTIONS

- If the Gravity does not charge your laptop or device, please read this user manual again. If the problem lasts, please contact us.
- Do not puncture, throw, drop, bend or modify your Sunslace Gravity.
- Do not leave the Sunslace Gravity out in the rain, keep away from water. Do not expose the Gravity to fire or excessive heat.
- Do not short-circuit the battery with lead or any metal objects.
- Keep the battery ports free from dust, lint, etc that may prevent proper connections.
- Please full charge the power bank after a long period of storage as it may discharge slowly with time.
- Do not use excessive force when connecting or disconnecting cables to/from the Gravity.
- Do not disassemble the charger or change its structure in any way.
- Stop using the Sunslace Gravity if it generates unusual smell, heating, distortion or any other abnormality.
- Keep away from children.

You are welcome on our website to learn more about our products.

www.sunslace-solar.com

Sunslace SRL
Chemin du Cyclotron 6,
1348 Louvain-la-Neuve, Belgium